

# STEPTY™

MADE IN JAPAN 

CE  
2797

EN ABSORBENT HEMOSTATIC PRESSURE DRESSING  
FR COMPRESSE ABSORBANTE À PRESSION HÉMOSTATIQUE  
DE ABSORPTIONSFÄHIGER BLUTSTILLENDE DRUCKVERBAND

NL ABSORBEERBAAR HEMOSTATISCH DRUKVERBAND  
IT BENDAGGIO EMOSTATICO COMPRESSIVO ASSORBENTE  
ES APÓSITO COMPRESIVO HEMOSTÁTICO ABSORBIBLE



## Excellent hemostatic effect by compression after removing needles

After removing needle (14~18 gauge) for blood taking or hemodialysis, etc.

STEPTY™ provides excellent hemostatic effect by compression with 6mm thick pad which has blood absorbency, and urethane non-woven fabric tape which has adequate elasticity.


### Specifications

Product No.	Size		per Box
	Tape Area	Pad Area (6mm thick)	
No.80	39mm×80mm	27mm×15mm	50 sheets
No.80A	39mm×80mm	27mm×15mm	50 sheets



## Hygienic compression

STEPTY™ is individually packed and sterilized, can be used for hemostasis hygienically, saves nursing time.



### Features

#### [Pad]

**6mm thick, 4-layered pad**

- Excellent in blood absorbency.
- Provide effective hemostatic effect with elastic tape.

**Oval shape with 27mm longitudinal width**

- Cover both punctured site on the skin and that of blood vessel.
- Oval shape is gentle to the skin.

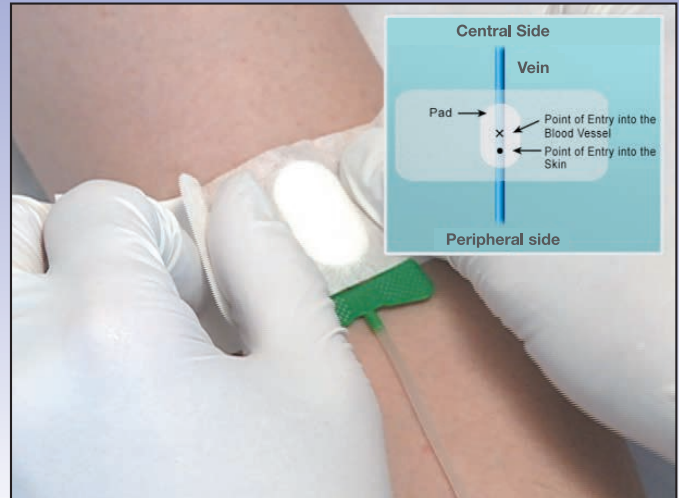
#### [Tape]

**Elastic and flexible urethane non-woven fabric tape**

- The tape elasticity gives effective compression.
- By wrapping the pad with all directions, prevent the pad out of position.
- Hypoallergenic acrylic adhesive.

#### [Release Liner]

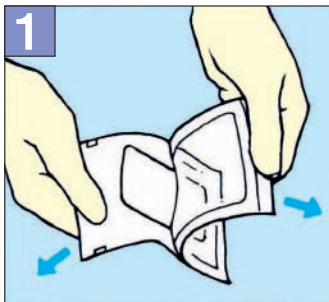
- For easy use with gloves, folded part of liner is enlarged.



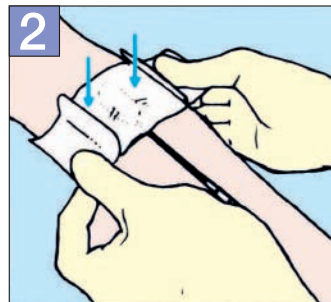
### Usage

- Hemostasis and dressing of peripheral veins after blood taking, transfusion or infusion, hemodialysis.

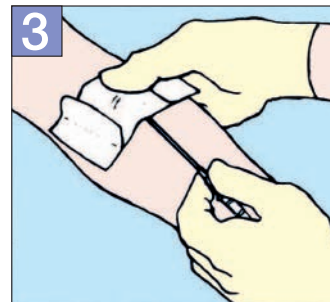
### Directions



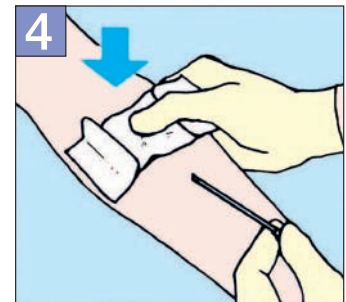
1 Pull in the direction of the arrow to open the sterilized pack, and take out the STEPTY™. Turn the side with the transparent film so that it faces up, and pull from the center of the removal area of the film for easy opening.



2 Immediately before withdrawing the needle or catheter, align the long axis of the pad to the run of the blood vessel, apply the pad so that the needle or catheter puncture point is at the center of the pad, and lightly press the pad to hold it in place.



3 With your finger (thumb) gently pressing on the pad, pull out the needle or catheter.



4 As you pull out the needle or catheter, put firm pressure on the pad with your finger (thumb).



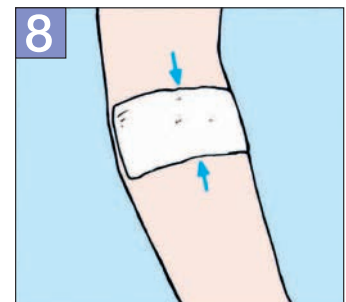
5 While continuing to apply firm pressure so that the pad does not slip, stretch the adhesive tape out about the width of your thumb and attach it securely to the skin.



6 Be careful not to move the pad as you change the pressing finger to your other thumb, and continue to apply firm pressure.



7 While continuing to apply firm pressure so that the pad does not slip, stretch the adhesive tape on the opposite side about the width of your thumb and attach it securely to the skin.



8 STEPTY™ appearance once applied. The pad is fixed in place by being wrapped in tape.

### Precautions

- Use only for Peripheral vein.
- To avoid skin irritation, do not stretch more than necessary and remove within 2 hours after use.
- To avoid damaging the veins and skin, remove the needle or catheter before applying this product to the skin.
- If a blood leak is observed, replace the product immediately.
- If skin problems (rash, redness, blisters, skin peeling, itching, etc.) occur or infection is suspected, do not use or discontinue usage.
- Peel off slowly after use.

Product information in European language : <https://www.nichiban.com/mdr/>



# STEPTY™ P

MADE IN JAPAN

CE  
2797

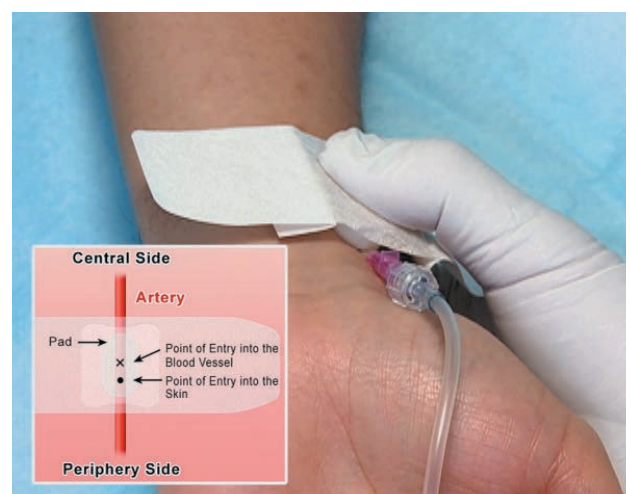
EN ABSORBENT HEMOSTATIC PRESSURE DRESSING  
FR COMPRESSE ABSORBANTE À PRESSION HÉMOSTATIQUE  
DE ABSORPTIONSFÄHIGER BLUTSTILLENDE DRUCKVERBAND

NL ABSORBEERBAAR HEMOSTATISCH DRUKVERBAND  
IT BENDAGGIO EMOSTATICO COMPRESSIVO ASSORBENTE  
ES APÓSITO COMPRESIVO HEMOSTÁTICO ABSORBIBLE



**Excellent hemostatic effect by compression after removing indwelling needles at radial artery and dorsal artery of foot.**

Excellent hemostatic effect is provided with appropriate compression by a 9mm thick layered pad with plastic plate, and the tape which is excellent in multi directional stretchability for effective securing the puncture site.



## Specifications

Product No.	Size			per Box
	Tape Area	Pad Area	Plate Area	
No.120P	40mm×120mm	27mm×15mm (9mm thickness)	36mm×30mm	30 sheets

## STEPTY™P provides appropriate pressure for hemostasis.

The pressure increases in proportion to the length of the tape stretched (shown in right graph). Stretching about 2 cm on each tape side provides an efficient level of pressure (about 100 mmHg) for hemostasis. Even after 1 hour of use, it maintains about 80% of the initial pressure.

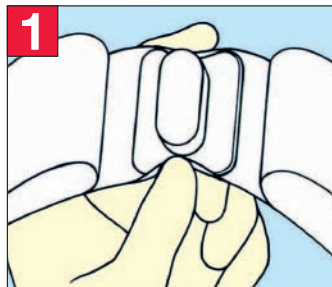
### Features

- A pad that pressurize the puncture site gently and effectively.
- A plate that supports efficient pressure.
- A tape that stretches in multi direction and keeps sufficient pressure.
- Stick-on time labels to prevent overtime use of the product.
- Saving nursing time.
- Each tape is individually sterilized.

### Usage

- Hemostasis, covering and protection of the wound site after removal of an indwelling needle from the radial artery or dorsal artery of foot, following direct measurement of arterial pressure or blood gases.

### Directions



Take out the STEPTY™ P from its pack, then squeeze recessed points in the center of the plastic plate with your fingertips for easy identification of the location of the pad.



Place the pad so that it covers the point of entry into both the skin and the blood vessel, then hold the pad down with the thumb while removing the indwelling needle. When using a metal needle, be sure to attach STEPTY™ P following withdrawal of the needle.



As you pull out the needle or catheter, put firm pressure on the upper surface (back) of the pad with your finger, and partly peel off the liner on the ulnar side of the arm.



While pressing down on the pad firmly, stretch the tape on the ulnar side about 2 cm.



Continue to apply firm pressure on the pad as you stick the tape securely onto the skin. Then peel off the rest of the liner and attach the tape.



Switch thumbs while continuing to press firmly on the pad, making sure it stays in place.



While continuing to apply pressure on the pad, peel off the other liner halfway in the same way as the first, stretch the tape about 2 cm, attach it firmly to the skin, and then peel off the remaining liner and attach the tape.

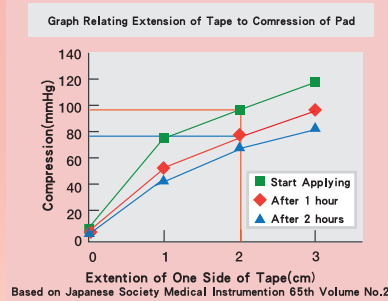
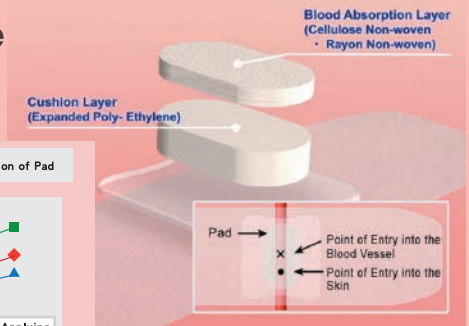


Write the time applied on the label and then stick it on top (back) of the pad. Normally, the bleeding will stop in about 1 hour after "STEPTY™ P" is applied. Remove it within 2 hours following application because hemostatic performance varies from person to person and sometimes bleeding resumes.

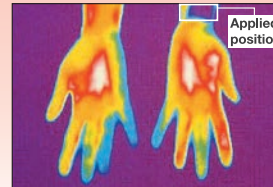
### Precautions

- Use only for radial artery or dorsal artery of foot.
- If skin problems (rash, redness, blisters, skin peeling, itching, etc.) occur or infection is suspected, do not use or discontinue usage.
- To avoid damaging the arteries and skin, remove the needle or the catheter before affixing this product to the skin.
- To avoid skin irritation, do not stretch more than necessary and peel off within 2 hours after use.
- This product should be removed by a doctor or a nurse.
- When removing this product after use, keep the affected region and the whole body at rest, and confirm that the bleeding has stopped by observing the puncture site for several minutes. If hemostasis is inadequate, take appropriate measures to stop the bleeding, such as by manual compression.
- After removing the product, cover and protect the puncture site appropriately to prevent infection.
- If a blood leak is observed, replace the product immediately.
- Peel off slowly after use.

Product information in European language : <https://www.nichiban.com/mdr/>



Thermographic image of palms with (right) /without (left) STEPTY™P



No difference in the palm surface temperature was detected, after 2 hours using/not using STEPTY™ P. It indicates that there is no reduction in blood flow.



# INJECTION PAD

MADE IN JAPAN

EN PUNCTURE SITE PROTECTION DRESSING  
FR PANSEMENT DE PROTECTION DU SITE DE PONCTION  
DE SCHUTZ NACH EINSTICHEN

NL BESCHERMENDE AFDEKING VAN PRIKPLAATS  
IT PROTEZIONE POST-PUNTURA  
ES APÓSITO PROTECTOR DEL LUGAR DE PUNCIÓN

STERILE EO

CE  
2797



- Appropriate compression and covering protection
- Unique package, which integrated release liner, for simple operation.
- Individually packed and sterilized.

Adhesive tapes with hemostatic pads: pads are made of non-woven cellulose fabrics; tapes are made of non-woven pulp/polyester fabrics with acrylic adhesives.



## Specifications

Product No.	Size		per Box
	Tape	Pad	
White No.30	30mm $\phi$	10mm $\phi$	120 sheets
White No.36	36mm $\phi$	16mm $\phi$	100 sheets
Beige No.30A	30mm $\phi$	10mm $\phi$	120 sheets
Beige No.36A	36mm $\phi$	16mm $\phi$	100 sheets

# Hygienic application without touching pad and adhesive surface.

## Features

### Pad


#### Appropriate compression effect

3mm thick non-woven fabric pad provides good compression effect and good blood absorption.

### Tape

#### Gentle to the skin

Hypoallergenic adhesive tape is gentle to the skin. It adheres well and keeps the pad in position during use.



### Packaging

#### Hygienic packaging

Main release liner is integrated to the packaging. And a folded small release liner which covers adhesive surface is easy to hold, it makes users operate easily without touching both the pad and the adhesive surface. Individually packed and sterilized. So that it can be used hygienically.

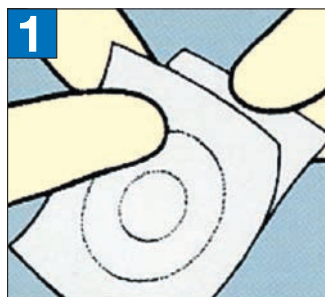


Protective covering for the vaccination site

## Usage

-Protective covering for puncture site after dialysis, intravenous injection, blood draw, inoculation, and joint injection.

## Directions



Open up the package.



Remove holding the INJECTION PAD surface that attaches inside of package pack and release liner that remains in a part of back surface.



Apply on the puncture site keep holding surface of INJECTION PAD and release liner on the back.




Apply whole part on the skin surface, removing the release liner left in a part of back surface.

## Precautions

- If skin problems (rash, redness, blisters, skin peeling, itching, etc.) occur or infection is suspected, do not use or discontinue usage.
- If a blood leak is observed, replace the product immediately.
- Peel off slowly after use.

Product information in European language : <https://www.nichiban.com/mdr/>



MADE IN JAPAN

CE  
2797

- EN PUNCTURE SITE PROTECTION DRESSING
- FR PANSEMENT DE PROTECTION DU SITE DE PONCTION
- DE SCHUTZ NACH EINSTICHEN

- NL BESCHERME AFDEKKING VAN PRIKPLAATS
- IT PROTEZIONE POST-PUNTURA
- ES APOSITO PROTECTOR DEL LUGAR DE PUNCIÓN



## Puncture site protection dressing

Easy to use, and able to apply hygienically without touching pad and adhesive surface

Adhesive tapes with attached pads, effective for protective covering after injection. The pads are a layered non-woven fabric made of cellulose materials, and the tapes consist of non-woven pulp polyester fabric, coated with acrylic adhesives.

### Specifications

Product No.	Size S	Size M	Size L
Tape size	20mm×20mm	27mm×27mm	35mm×35mm
Pad Size	8mm×8mm (1mm thickness)	13mm×13mm (1mm thickness)	20mm×20mm (1mm thickness)
per Bag	10 strips	8 strips	6 strips
per Box	1,000 strips	480 strips	480 strips



Protective covering for the vaccination site



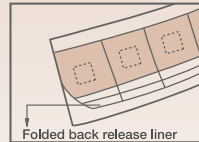
# Easy, convenient and hygienic by the adoption of folded back release liner!

## For easy using up, small quantities are packed in a sterile package.

### Features

#### 1. Hygienic application without touching the pad and the adhesive surface

The folded back release liner enables users to apply the tape hygienically on the skin, without touching the pad and the adhesive surface.



#### 2. High absorption

The pads, consisting of a layered non-woven fabrics made of cellulose materials, have high absorbency, gently protect the punctured site and prevent blood stain by leakage.

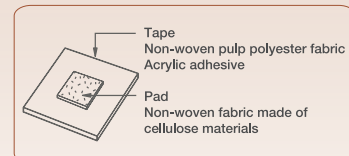
#### 3. Good adhesion, gentle to the skin

The acrylic adhesive is hypoallergenic and has good adhesion to the skin during use. In addition, the flexible and air-permeable pulp polyester fabric helps comfortable use.

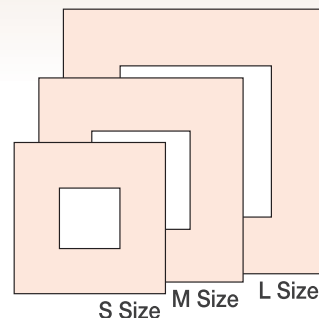
#### 4. For easy using up, small quantities are packed in a sterile package.

10 strips of size S, 8 strips of size M and 6 strips of size L are packed in a sterile package. It is easy to use up.

### Structure




### Actual Size



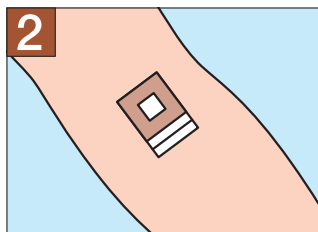
### Usage

-Protective covering for puncture site after intravenous injection, blood draw, inoculation, and joint injection.

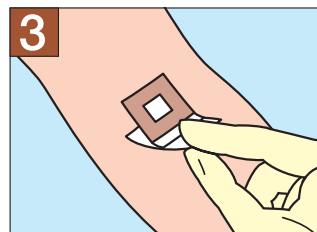
### Directions



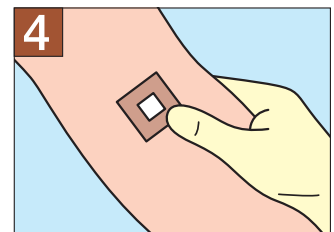
1 Peel off the release liner (the folded upper and lower pieces, or only the upper piece) from the backing together with the tape.



2 Place the pad over the punctured site and apply the adhesive surface, without the release liner, onto the skin.



3 Pull the lower portion of the release liner (closer to the skin) away from the adhesive surface, and stick the exposed adhesive surface onto the skin.



4 Press the tape area to attach it securely.

### Precautions

- If skin problems (rash, redness, blisters, skin peeling, itching, etc.) occur or infection is suspected, do not use or discontinue usage.
- If a blood leak is observed, replace the product immediately.
- Peel off slowly after use.


Product information in European languages : <https://www.nichiban.com/mdr/>



Highly Permeable Film Dressing (MVTR value: 2700g/m<sup>2</sup>·24hr)

# CATHEREEPLUS™ SERIES

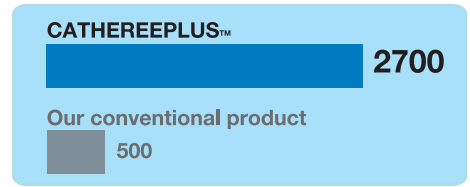
MADE IN JAPAN



## Urethane Gel Adhesive

Urethane gel adhesive is highly moisture permeable. This high permeability prevents skin maceration, and ensures stable adhesion for long time. The urethane gel adhesive reduces damage to skin when it is removed.

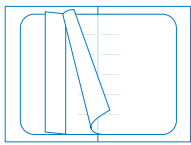
## Comparison of Moisture Vapour Transmission Rate Value (g/m<sup>2</sup>·24hr)



\*MVTR by EN 13726-2:2002, not guaranteed values

### CATHEREEPLUS™ Highly Permeable Film Dressing

STERILE EO Usage Examples

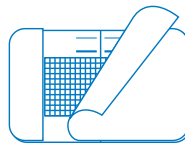


Product No.	Size	per Box
CPS0203	25mm x 30mm	30 sheets
CPS0405	40mm x 50mm	50 sheets
CPS0608	60mm x 80mm	35 sheets
CPS0811	85mm x 110mm	30 sheets
CPS1114	110mm x 140mm	25 sheets
CPS1820	180mm x 200mm	12 sheets



### CATHEREEPLUS™ PAD Highly Permeable Film Dressing, with Pad

STERILE EO Usage Examples

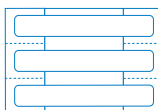
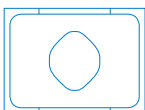
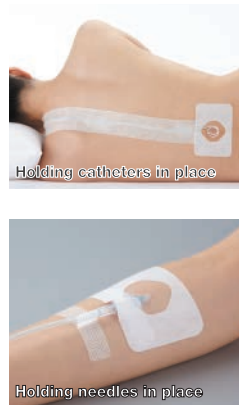


Product No.	Size		per Box
	Adhesive Area	Pad	
CPSP0508	50mm x 80mm	25mm x 50mm	50 sheets
CPSP0610	60mm x 100mm	30mm x 65mm	50 sheets
CPSP0812	80mm x 120mm	40mm x 80mm	25 sheets
CPSP0915	90mm x 150mm	50mm x 100mm	20 sheets
CPSP0921	90mm x 210mm	50mm x 160mm	15 sheets



### CATHEREEPLUS™ I.V. Highly Permeable Film Dressing

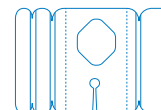
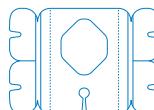
STERILE EO Usage Examples



Product No.	Size			per Box
	Adhesive Area	Observation Window	Catheter Securing Tape	
IV0608	60mm x 80mm	34mm x 39mm	15mm x 80mm, 3pcs	35 sheets
IV0811	85mm x 110mm	44mm x 51mm		30 sheets

### CATHEREEPLUS™ I.V.SLIT Highly Permeable Film Dressing

STERILE EO Usage Examples



Product No.	Size			per Box
	Adhesive Area	Observation Window	Catheter Securing Tape	
IVS0709	70mm x 90mm	34mm x 39mm	12.5mm x 90mm, 2pcs 25mm x 90mm, 1pcs	50 sheets
IVS0810	80mm x 95mm	44mm x 51mm	23mm x 47.5mm, 4pcs	30 sheets


**CATHEREEPLUS™ ROLL**

Highly Permeable Film Dressing



**Easy-to-Use Roll that is Suitable for Various Purposes**

The slit for the release film has had a pre-lift process that makes it easy to remove.



**Usage Example**



Product No.	Size	per Box
CPSR0510	50mm x 10m	1
CPSR1010	100mm x 10m	1
CPSR1510	150mm x 10m	1

**Hypoallergenic, Gentle on Skin**

The combination of the skin-friendly adhesive and soft film material helps to reduce the peeling of skin cells and other damage, making it available for people with sensitive skin and for children who perspire.

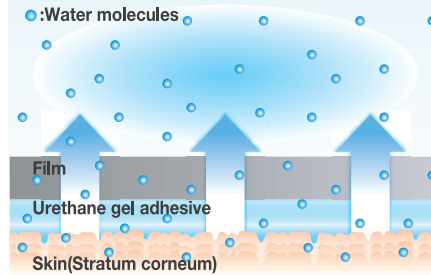
**Precautions**

- For all CATHEREEPLUS™ SERIES  
-If skin problems (rash, redness, blisters, skin peeling, itching, etc.) occur or infection is suspected, do not use or discontinue usage.  
-Peel off slowly after use.
- Specific cautions for each CATHEREEPLUS™ SERIES  
[CATHEREEPLUS™ PAD ]  
-Apply the tape firmly, applying pressure with the fingers to avoid wrinkling.  
-Replace product immediately if leakage of blood or exudate is observed while in use.

**CATHEREEPLUS™ SERIES uses urethane gel adhesive.**

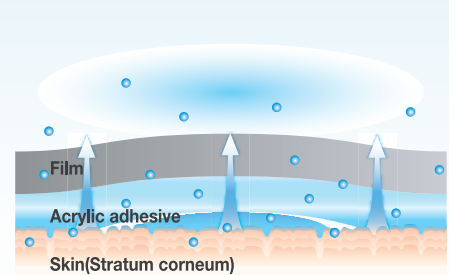
**While Applied**

**CATHEREEPLUS™ (Urethane gel adhesive)**



Because of the urethane gel adhesive with its high permeability moisture such as sweat is able to escape easily while applied, making long-term adhesion possible.

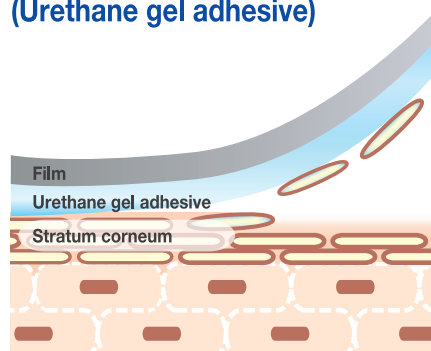
**Conventional product (Acrylic adhesive)**



With acrylic adhesives, which has relatively low permeability, the tape easily comes off due to accumulation of sweat.

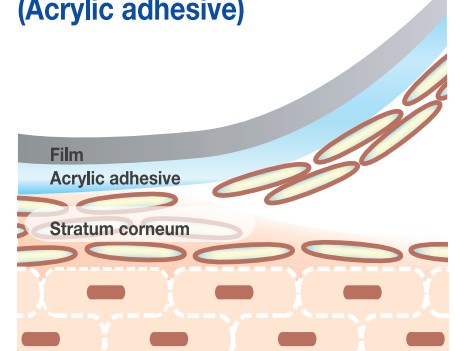
**When Removing**

**CATHEREEPLUS™ (Urethane gel adhesive)**



High permeability from the unique urethane gel adhesive prevents skin maceration, and reduces damage to skin when removing.

**Conventional product (Acrylic adhesive)**

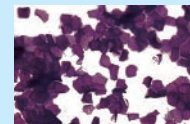
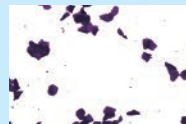


Because sweat is retained, the bonding of the stratum corneum is weakened. As a result, corneum peeling and epidermal peeling tend to occur when removing.

**Comparison Photos of Peeled Skin Cells**

Indigo coloured specks are skin cells.

CATHEREEPLUS™ ◀



▶ Our conventional product

Information on Medical Device Regulation(MDR): <https://www.nichiban.com/mdr/>

# CATHEREEPLUS™ ROLL

MADE IN JAPAN

EN HIGHLY PERMEABLE FILM DRESSING  
 FR PANSEMENT SOUS FORME DE FILM HAUTEMENT PERMÉABLE  
 DE HOCHDURCHLÄSSIGER FOLIENVERBAND

NL ZEER GOED DOORDRINGBAAR FOLIEVERBAND  
 IT BENDA CON PELLICOLA ALTAMENTE PERMEABILE  
 ES APOSITO DE PELÍCULA DE ALTA PERMEABILIDAD



**CATHEREEPLUS™ ROLL** adopts urethane gel adhesive to achieve "high permeability" (compared to our conventional products) , while achieving "low irritation" and "high adhesiveness".

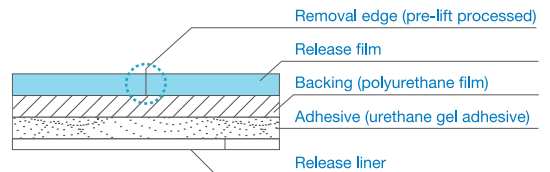
## Features

- "Pre-lifted" release film**  
Easy to handle even with gloves
- Water-resistance · Bacteria-resistance**  
Preventing water and bacteria from entering from outside
- Stretchable film**  
Reduces stress on the skin
- Excellent slipperiness**  
Reducing friction with clothing and sheets
- Release liner with Scales at 1 cm intervals**

## Usage

- Securing covers for gauze and dressings.
- Securing tubes and catheters.
- Protective covering for skin.
- Reinforcing and protecting apparatus during showering for stoma or CAPD patients.

## Structure



## Specifications

Product No.	Size	per Box
CPSR 0510	50 mm x 10 m	1 roll
CPSR 1010	100 mm x 10 m	1 roll
CPSR 1510	150 mm x 10 m	1 roll




# CATHEREEPLUS™ Three Kindnesses

CATHEREEPLUS™ adopts urethane gel adhesive to achieve "high permeability" (compared to our conventional products), while achieving "low irritation" and "high adhesiveness".

High permeability for comfortable

Comparison of Moisture Vapour Transmission Rate Value (g/m<sup>2</sup>·24hr)

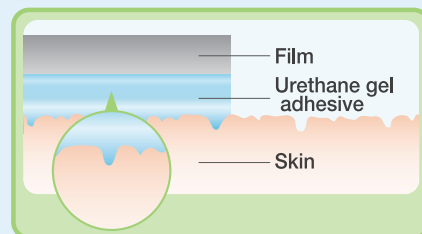


\*MVTR by EN 13726-2:2002, not guaranteed values

CATHEREEPLUS™ which adopts the urethane gel adhesive has 5 times higher moisture permeability than our conventional product with acrylic adhesives, reduces stuffiness caused by sweating and keeps comfortable even when applied for a long time.

High adhesiveness for peace of mind

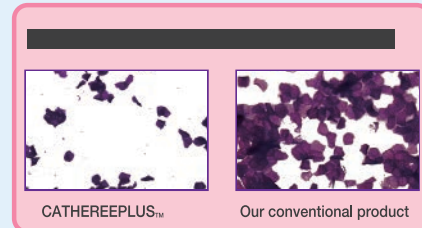
Firmly adhere to the uneven skin surface



Urethane gel adhesive is coated on the entire surface of the film, therefore adheres firmly to the unevenness of the skin. Appropriate film flexibility makes CATHEREEPLUS™ follow well the movement of the skin while applied for a long time.

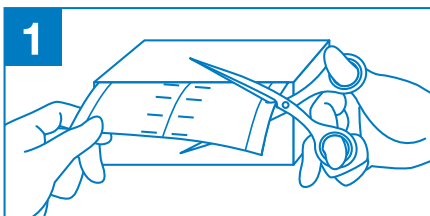
Low irritation, gentle to the skin

Comparison Photos of Peeled Stratum Corneum (After applied for 24 hours)

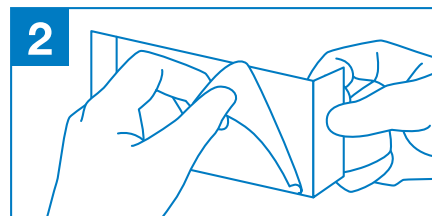


The urethane gel adhesive reduces stratum corneum peeling and damage when removing. The film stretches well, reducing stress on the skin.

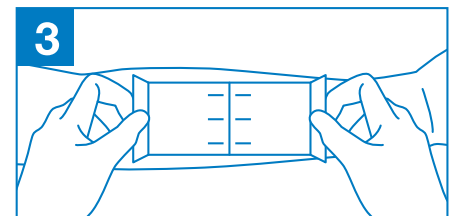
## Directions



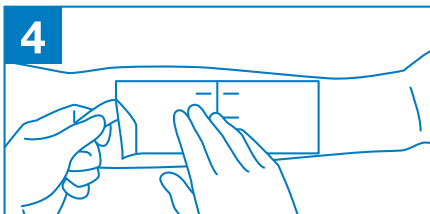
1 Pull out to the required length and cut off with scissors.



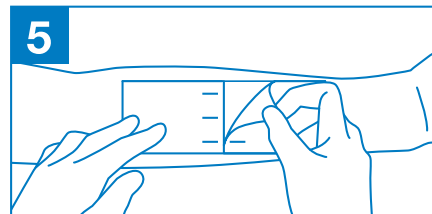
2 Remove the release liner in the center part from the lead part (cut line).



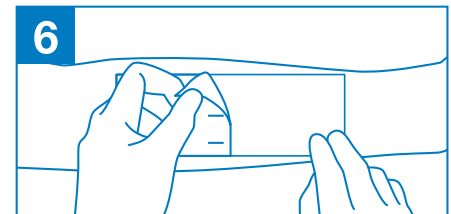
3 Hold the remaining release liner edge and apply the product in place.



4 Peel off any remaining release liner and press down firmly on the product.



5 Slowly peel off the release film from the edge indicated by arrows.



6 Slowly peel off the remaining piece of release film.

## Precautions

- Do not apply directly to a wound area or punctured skin.
- If skin problems (rash, redness, blisters, skin peeling, itching, etc.) occur or infection is suspected, do not use or discontinue usage.
- Do not stretch the product when applying to the skin. Doing so can irritate or damage the skin.
- Peel off slowly after use.

Product information in European language: <https://www.nichiban.com/mdr/>

# CATHERIPAD™ MILD

MADE IN JAPAN 

EN WOUND PROTECTION DRESSING  
FR PANSEMENT PROTECTEUR  
DE WUNDSCHUTZVERBAND

NL VERBAND VOOR WOND BESCHERMING  
IT BENDAGGIO PER FERITE  
ES APÓSITO PROTECTOR



CE  
2797



## Non-stick pad gently covering protect wounds

The tape consists of non-woven polypropylene fabrics and hypoallergenic acrylic adhesive, has excellent flexibility and moisture permeability. Pad is made of non-woven rayon-polyester fabrics and laminated polyethylene net film, so that the pad won't stick to the wound.

### Specifications

Product No.	Size		per Box
	Tape Area	Pad Area	
No.0508	50mm×80mm	25mm×50mm	50 sheets
No.0610	60mm×100mm	30mm×65mm	50 sheets
No.0812	80mm×120mm	40mm×80mm	25 sheets
No.0921	90mm×210mm	50mm×160mm	15 sheets
No.0927	90mm×270mm	50mm×210mm	10 sheets



## Gently protect the wound area with highly-absorbent pad.

### Features

#### Hypoallergenic, Adhesive Tape

This tape consists of high moisture permeable and flexible mesh backing, and hypoallergenic acrylic adhesive. It adheres well to the skin but less painful to remove.

#### Highly Absorbent, Non-Stick Pad

The pad consists of highly absorbent materials and a laminated polyethylene net film. The film does not stick to wound surface, and covers the wound gently.

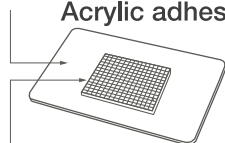


### Usage

-Protective covering for wounds.

### Structure

Tape: Polypropylene non-woven fabric  
Acrylic adhesive



Pad: Rayon-polyester non-woven fabric

### Actual Size




### Precautions

- If skin problems (rash, redness, blisters, skin peeling, itching, etc.) occur or infection is suspected, do not use or discontinue usage.
- Replace product immediately if leakage of blood or exudate is observed while in use.
- Peel off slowly after use.



# NICHIPORE™

MADE IN JAPAN 

EN NON-WOVEN SURGICAL TAPE  
FR BANDE CHIRURGICALE NON TISSÉE  
DE NICHT GEWEBTES CHIRURGISCHES KLEBEBAND

NL OPERATIETAPE VAN TEXTIELVLIES  
IT NASTRO CHIRURGICO IN TNT  
ES ESPARADRAPO QUIRÚRGICO NO TEJIDO



**Tapes made of non-woven pulp polyester fabric and acrylic adhesive.**

## Usage

- Securing surgical cottons, gauzes, and dressings.
- Securing injection needles and puncture needles.
- Securing catheters and tubes.



## Features

- **Highly versatile**  
Adhere well to the skin.  
It has good adhesion to the skin for secure dressings and needles.
- **Easily tears by hand**  
No scissors or dispenser needed to cut.
- **No obstruction in X-ray**  
The tape is not detectable by X-ray.
- **Reduces UV transmission**  
The tape blocks UV rays which may accelerate skin pigmentation.
- **Moderate moisture permeability and air permeability**

## Specifications

Product No.	Size	per Box
ST21EX-12X6	12mm×6m	24 rolls
ST21EX-25X6	25mm×6m	12 rolls
ST21EX-50X6	50mm×6m	6 rolls
ST21EX-75X6	75mm×6m	4 rolls

## Precautions

- If skin problems (rash, reddening, blisters, skin peeling, itching, etc.) occur or infection is suspected, do not use or discontinue usage.
- Peel off slowly after use.

# Product Description

## NICHIBAN ADHESIVE TECHNOLOGY - Surgical tape, Low irritation tape, Elastic tape

### Multi-purpose tape Wide range of applications

#### ■ SURGICAL TAPE · HADA



【Support medium】 Non-woven pulp polyester  
 【Adhesive material】 Acrylic  
 【Features】  
 • Multi-purpose  
 • Inconspicuous

Product No.	Size	per Box
No.12	12mm×9m	24 rolls
No.25	25mm×9m	12 rolls

#### ■ JAPANESE RICE PAPER TAPE KAMIBAN™



【Support medium】 Japanese rice paper  
 【Adhesive material】 Acrylic  
 【Features】  
 • An easy-to-use paper tape readily cut by hand

Product No.	Size	per Box
No.9-10	9mm×10m	10 rolls

#### ■ KEEPPORE™ A



【Support medium】 Polyethylene film  
 【Adhesive material】 Acrylic  
 【Features】  
 • Easily cut by hand  
 • Transparent, inconspicuous

Product No.	Size	per Box
No.12	12mm×9m	24 rolls
No.18	18mm×9m	18 rolls
No.25	25mm×9m	12 rolls
No.50	50mm×9m	6 rolls

#### ■ KEEPSILK™



【Support medium】 Acetate cloth  
 【Adhesive material】 Acrylic  
 【Features】  
 • Ripple-edged, so easily cut by hand  
 • Highly adhesive

Product No.	Size	per Box
No.12	12mm×9m	24 rolls
No.25	25mm×9m	12 rolls
No.50	50mm×9m	6 rolls
No.75	75mm×9m	4 rolls

### Hypoallergenic Low irritation tape, removal with lower pain

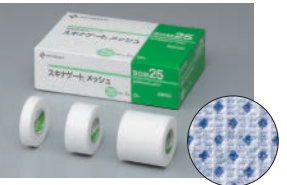
#### ■ SKINERGATE™



【Support medium】 Polyolefin film  
 【Adhesive material】 Acrylic  
 【Features】  
 • Gentle to skin  
 • Flexible

Product No.	Size	per Box
SG12	12mm×7m	24 rolls
SG25	25mm×7m	12 rolls
SG50	50mm×7m	6 rolls

#### ■ SKINERGATE™ MESH



【Support medium】 Non-woven polypropylene  
 【Adhesive material】 Acrylic  
 【Features】  
 • Gentle to skin  
 • Secure adhesion

Product No.	Size	per Box
SGM12	12mm×7m	24 rolls
SGM25	25mm×7m	12 rolls
SGM50	50mm×7m	6 rolls

#### ■ SKINERGATE™ SPATT



【Support medium】 Non-woven pulp polyester  
 【Adhesive material】 Acrylic  
 【Features】  
 • Gentle to skin  
 • Easily torn straight by hand

Product No.	Size	per Box
SGS12	12mm×7m	24 rolls
SGS25	25mm×7m	12 rolls
SGS50	50mm×7m	6 rolls

#### ■ SOFPORE™



【Support medium】 Non-woven polyurethane  
 【Adhesive material】 Acrylic  
 【Features】  
 • Low irritation  
 • Stretchable in all directions, adheres well to angled areas, such as elbows.

Product No.	Size	per Box
No.25	25mm×10m	12 rolls
No.38	38mm×10m	8 rolls
No.50	50mm×10m	6 rolls

### Firmly adhesive tape Strongly adhesive and durable

#### ■ NICHIBAN™



【Support medium】 Cotton cloth  
 【Adhesive material】 Rubber  
 【Features】  
 • Durable fabric  
 • Highly adhesive

Product No.	Size	per Box
H12	12mm×5m	5 rolls
H25	25mm×5m	1 roll
H50	50mm×5m	1 roll
H75	75mm×5m	1 roll

#### ■ ELASTPORE™



【Support medium】 Elastic cotton cloth  
 【Adhesive material】 Acrylic  
 【Features】  
 • Adheres to elbows and other angled areas  
 • Highly adhesive

Product No.	Size	per Box
No.12	12mm×5m	24 rolls
No.25	25mm×5m	12 rolls
No.38	38mm×5m	8 rolls
No.50	50mm×5m	6 rolls
No.75	75mm×5m	4 rolls
No.100	100mm×5m	3 rolls

#### ■ ELASTPORE™ HADA



【Support medium】 Elastic cotton cloth  
 【Adhesive material】 Acrylic  
 【Features】  
 • Adheres to elbows and other angled areas  
 • Highly adhesive  
 • Beige colour

Product No.	Size	per Box
No.25	25mm×5m	12 rolls
No.38	38mm×5m	8 rolls
No.50	50mm×5m	6 rolls
No.75	75mm×5m	4 rolls
No.100	100mm×5m	3 rolls

#### ■ MESHPORE™



【Support medium】 Non-woven polyester  
 【Adhesive material】 Acrylic  
 【Features】  
 • Highly adhesive  
 • Flexible  
 • Slit in realse liner for easy use.

Product No.	Size	per Box
No.25	25mm×10m	12 rolls
No.38	38mm×10m	8 rolls
No.50	50mm×10m	6 rolls
No.75	75mm×10m	4 rolls
No.100	100mm×10m	3 rolls

# HYPOALLERGENIC SURGICAL TAPE

## SKINERGATE™

- EN HYPOALLERGENIC SURGICAL TAPE
- FR RUBAN ADHÉSIF CHIRURGICAL HYPOALLERGÉNIQUE
- DE HYPOALLERGENES CHIRURGISCHES KLEBEBAND
- PL HIPOALERGICZNY PRZYLEPIEC CHIRURGICZNY

MADE IN JAPAN

- ND HYPOALLERGENE CHIRURGISCHE TAPE
- IT NASTRO CHIRURGICO IPOALLERGENICO
- ES ESPARADRAPO QUIRÚRGICO HIPOALERGÉNICO

**CE** **UK**  
**2797 0086**



Not made with natural rubber latex.



Due to its high moisture permeability, SKINERGATE™ exhibits stable fixing power even when applied for a long period of time. Suitable for those who may be easily prone to fragile skin, such as children and the elderly.

### Usage

- Securing gauze.
- Securing catheters, tubes, and dialysis circuits.

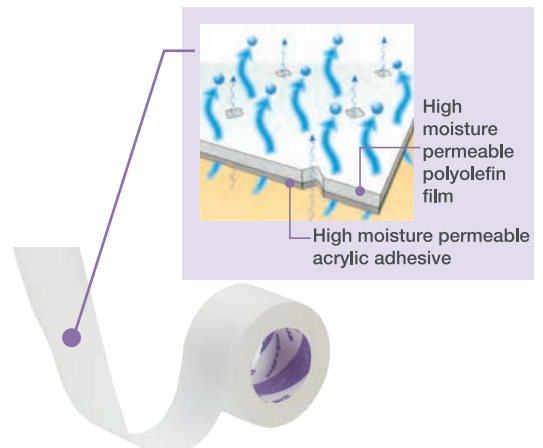
### Specifications

Product No.	Size	per Box
SG12	12 mm x 7 m	24 rolls
SG25	25 mm x 7 m	12 rolls
SG50	50 mm x 7 m	6 rolls

The highly flexible polyolefin film tape fits the movement of the skin.

The adhesive was designed to be skin-friendly by reducing stratum corneum exfoliation when peeled off.

The highly moisture-permeable film and acrylic adhesive reduce maceration of the skin.

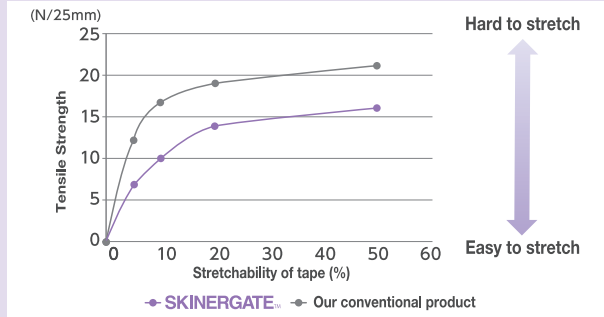




## 1 Adapting to the movements of the skin

The tape provides comfortable use because of its ability to adapt well to the movements of the skin.

The tape, consisting of a highly flexible polyolefin film, can be stretched very easily, as shown in the figure below, and therefore is adaptive to even slight movements of the skin.



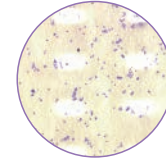
## 2 Pain reduction when removing

The adhesive was designed to be skin-friendly by reducing stratum corneum exfoliation when peeled off.

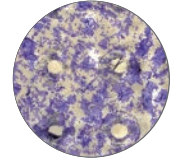
The area rate of stratum corneum when being peeled off in SKINERGATE™ was less than that in our conventional product.

Histopathological images of stratum corneum on the tapes after being peeled off.

Purple-stained parts were stratum corneum exfoliation in the images.



SKINERGATE™

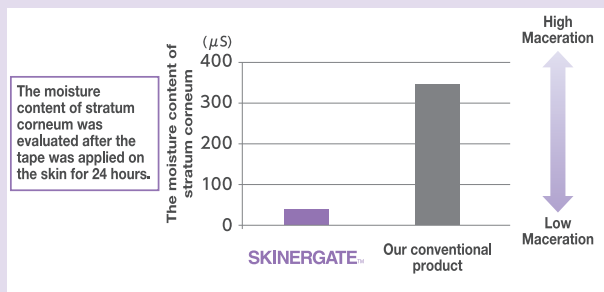


Our conventional product

## 3 Prevents skin maceration

The highly moisture-permeable tape reduces maceration of the skin.

Both the adhesive and the film are highly moisture-permeable, which keeps the skin comfortable by reducing sweating-induced maceration even when the tape is applied for a long period of time.



The moisture content of stratum corneum was evaluated after the tape was applied on the skin for 24 hours.

## SKINERGATE™



## SKINERGATE™ can be used in various situations

For Securing Catheters



For Securing Tubes



For Securing Gauze



## Precautions

- Do not apply the tape directly to a wound area.
- Apply the tape without stretching or tension more than necessary.

- Stop use if a dermal condition (rash, redness, blisters, skin peeling, itching, etc.) or a skin infection develops.
- Remove the used tape slowly from the skin.

Product information in European language: <https://www.nichiban.com/mdr/>